

NOTE: UNLESS OTHERWISE SPECIFIED

1. INTERPRET DRAWING IN ACCORDANCE WITH ANSI Y14.5-1982.
2. REMOVED
3. PITCH CONSISTENCY TO BE WITHIN ± 0.005 OVER 3.000 INCHES.
- △ PART TO BE SUPPLIED ON A CONTINUOUS REEL.
5. ALL DIMENSIONS APPLY AFTER PLATING.

REV	REVISION RECORD	ECN	BY	APVD	DATE
A	INITIAL RELEASE	14655	JMc	PVB	02-11-97
B	ADDED DIM 4X R.020.	16147	CVD	PVB	02-09-99
C	TOLERANCES PER EWR 100952	501238	RJB	RJB	01-17-01

PART NUMBER BREAKDOWN

- 0 = UNDER 1 INCH OAL.
- 1 = OVER 1 INCH OAL.

PIN SIZE

8-45A

OVERALL LENGTH "L"

PIN LENGTH "P"
ABOVE COIN

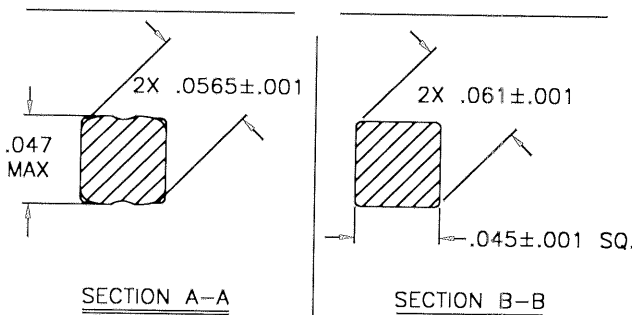
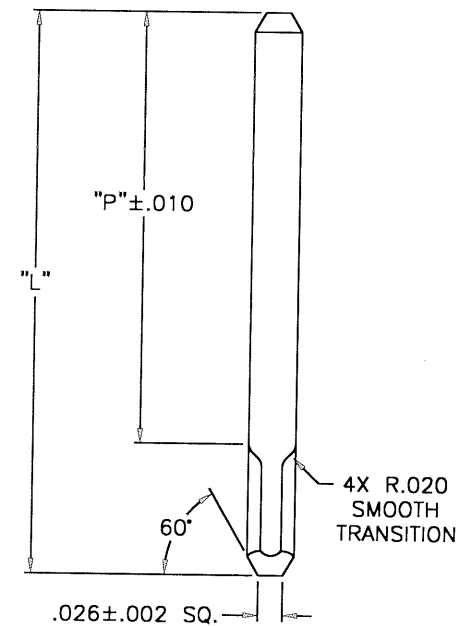
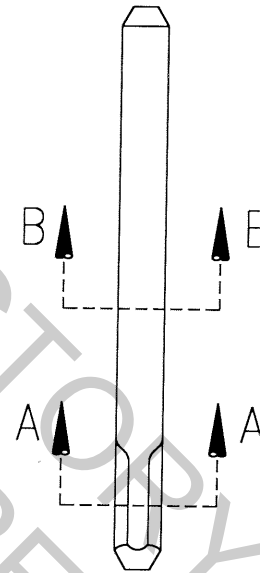
A = SQUARE COINED

FINISH VARIATIONS

MATERIAL

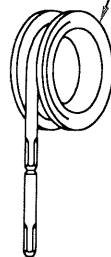
- 1 = C10200 COPPER ALLOY, FULL HARD
- 2 = C26000 BRASS, 3/4 HARD
- 5 = C51000 PHOSPHOR BRONZE, 3/4 HARD
- 7 = C72500 COPPER/NICKEL/TIN ALLOY

- AA = TIN/LEAD .000120 MIN OVER NICKEL
- BB = GOLD PLATE .000005 OVER NICKEL
- CC = GOLD PLATE .000010 OVER NICKEL
- WW = GOLD PLATE .000015 OVER NICKEL
- DD = GOLD PLATE .000020 OVER NICKEL
- EE = GOLD PLATE .000030 OVER NICKEL
- FF = Au .000003 OVER Pd-Ni .000012 OVER Ni
- NN = NICKEL PLATE .000050
- RR = UNPLATED



SQUARE COINED DETAIL

△ REELING ORIENTATION
AP/2 REEL
(24" O.D. x 20" I.D.)



CUSTOMER DRAWING

This drawing and the information set forth hereon are the property of AutosplICE, Inc. and are to be held in trust and confidence. Publication, duplication, disclosure, or use for any purpose not expressly authorized in writing by AutosplICE, Inc. is prohibited.

TOLERANCES
UNLESS OTHERWISE SPECIFIED
DIM IN INCHES

DECIMAL:
XX = ± 0.01
XXX = ± 0.005

ANGULAR
 $\pm 5^\circ$

autosplICE		AUTOSPLICE INC. 10121 Barnes Canyon Road San Diego, California 92121 (619) 535-0077	
DATE	BY	DATE	BY
02-11-97	J Mc	02-11-97	PVB
DRAWN BY		CHECKED BY	
PVB		PVB	
TITLE			
AUTOPIN/2 DETAIL PART DRAWING			
SIZE	PIN NO.	FORM NUMBER	REVISION
C	0AEB9	C8-45A	C
SCALE: NONE	CD FILE NO.	C8-45A XXXX.C.DWG	SHEET 1 OF 1